MONTHLY Report

For the month of APRIL 2025



During the Reported Month, PPHI Sindh Provided the following Free of Cost Services

Total Number of Health Facilities Managed by PPHI Sindh

Type of Health Facility	No. of HFs
Secondary care and RHCs	46
BHU Plus	304
MCH	21
BHU	477
Others	590
Grand Total	**1,438**

Free OPD Services

3.3 Million Patients

Malnutrition Cases
Under 5 years
183,864 Treated

Diarrhea
Under 5 years
88,677

Dysentery
Under 5 years
8,636

TB Suspects

71,280

No. of Individuals Managed for TB

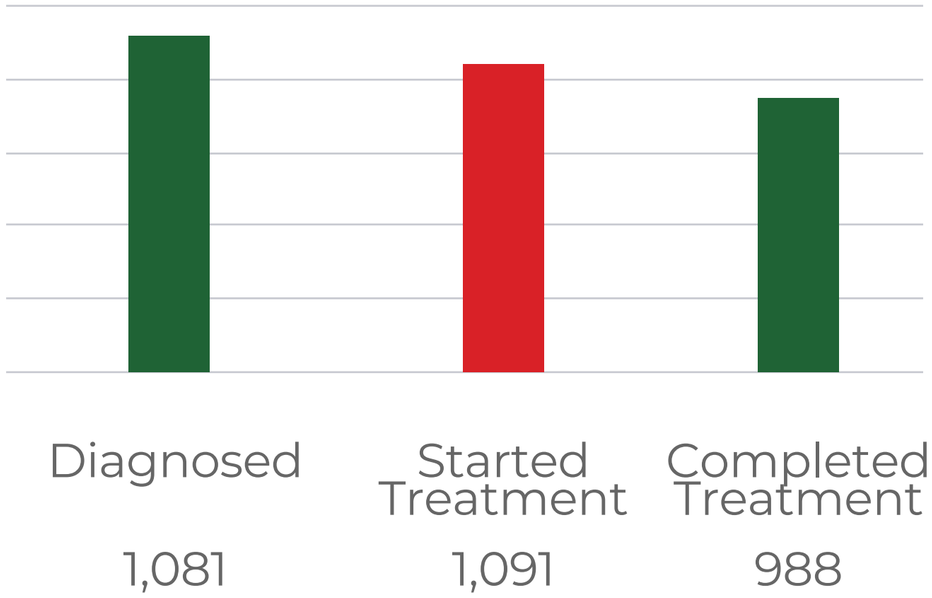

Patients Vaccinated For Hepatitis

145,581

No. of Individuals Screened for HEP B, C

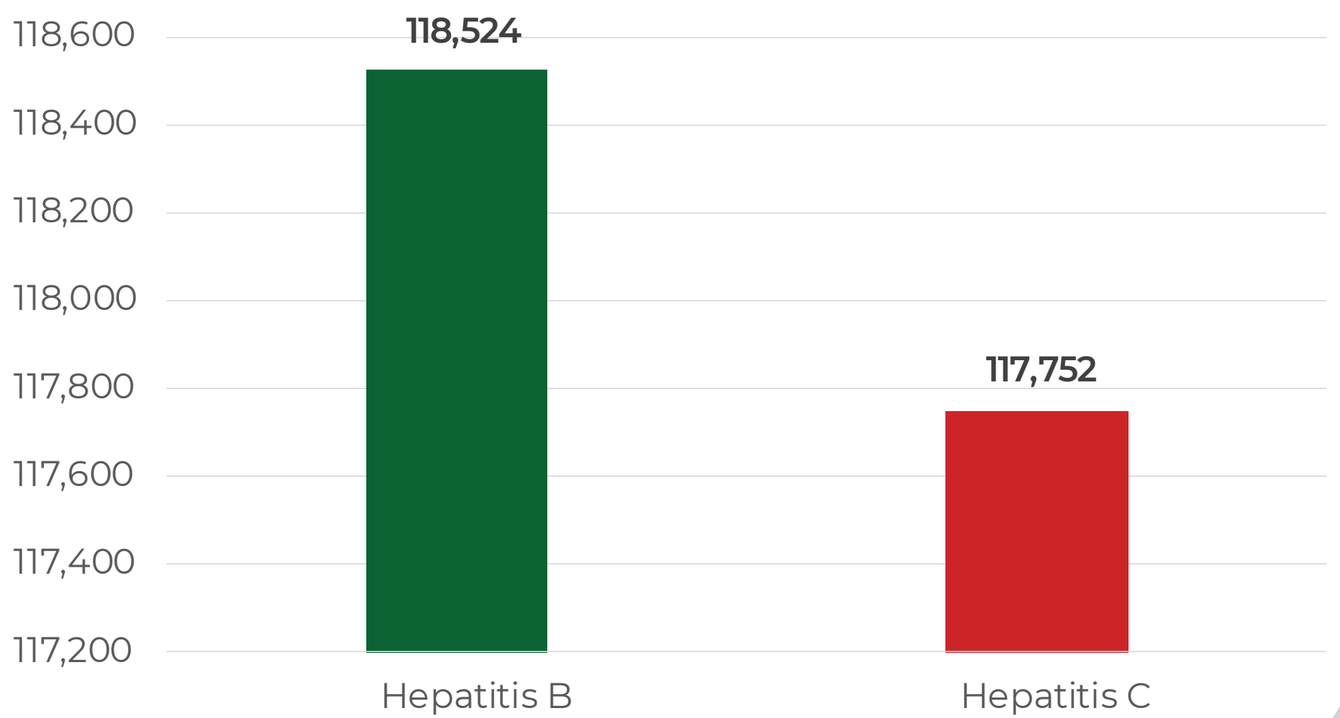

Suspected Malaria

195,407

Rapid Diagnostic Test (RDT)

180,933

Slides examined

14,797

No. of Individuals Tested Positive for Malaria



Diagnostic Services, including ultrasound



Maternal Health

414,848

ANC VISITS

ANC-1	ANC-1 Women with Hb. <10 g/dl	ANC - Re-visits
72,516	32,121	230,681

PNC VISITS

PNC-1	PNC - Re-visits
25,888	66,357

Total Deliveries Conducted
19,406

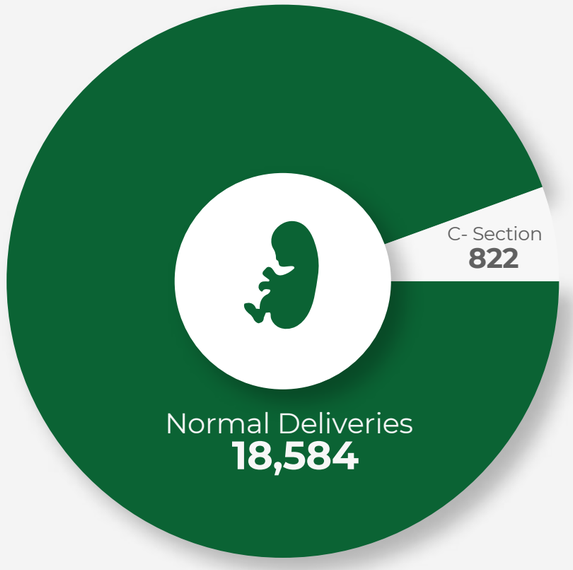

KMC Admissions
1,966

FP
Visits

105,923

LARC
12,011

Immediate
PPFP
7,588

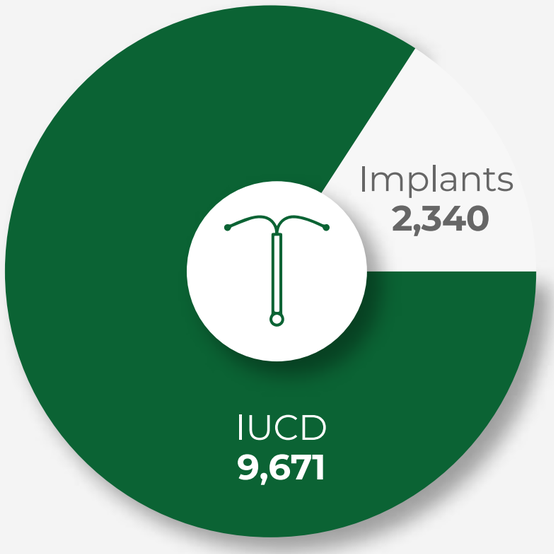

EPI Program
in Dadu and Khairpur



Total Children Fully Immunized

13,370



Total Birth Dose Vaccination

11,497

Nutrition Program

OTP Key Performance Indicators

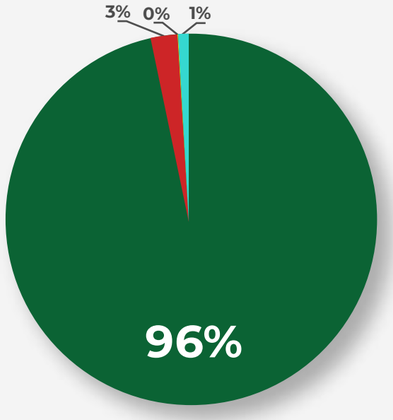

Cured Default Death Non-Cured

Nutrition Stabilization Center Performance

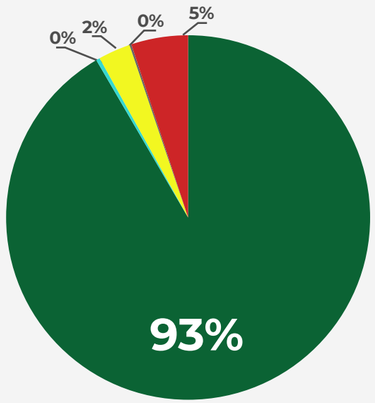

Cured LAMA Death Non-Cured Medical Transfer Out

Awareness Sessions & Participants

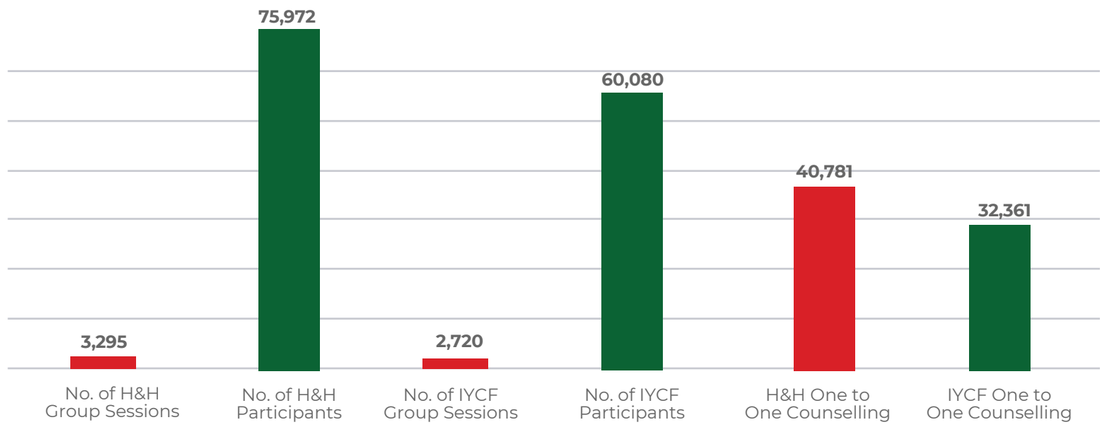

Comparative Data for RHCs and Others between the months of April-24 and April-25

Comparative Data for RHCs and Others between the months of APR-24 and APR-25										
Indicators	RHCs and above				BHU Plus, BHU, GDs and Others				Total	
	Apr-24	Apr-25	Difference	%	Apr-24	Apr-25	Difference	%	Apr-24	Apr-25
OPD	489,853	596,371	106,518	22	2,527,540	2,736,404	208,864	8	3,017,393	3,332,775
FP	8,709	10,309	1,600	18	88,225	95,614	7,389	8	96,934	105,923
ANC-1	11,071	13,397	2,326	21	54,509	59,119	4,610	8	65,580	72,516
NVD	2,666	2,584	-130	-5	18,129	16,000	-2,129	-12	20,795	18,584
C-Sections	906	822	-84	-9	0	0	0	0	906	822
Lab	217,463	250,322	32,859	15	1,054,410	907,199	-147,211	-14	1,271,873	1,157,521
Ultrasound	25,786	26,598	812	3	65,438	72,640	7,202	11	91,224	99,238
X-ray	8,111	14,536	6,425	79	2,205	2,200	-5	0	10,316	16,736